



Commercial Clean Machine® is our most aggressive mat with unique surface design for years and years of vigorous scraping action!

- Commercial Clean Machine® is a premium product that will gather pounds of dirt from the soles of shoes keeping the entrance clean and tidy
- Reduces your cleaning labor by removing soil at the door
- Traps and holds up to three pounds of dirt per square foot!
- Four times the performance of traditional scraper mats, therefore requiring less cleaning

COMMERCIAL CLEAN MACHINE® APPLICATIONS

For exterior areas with heavy traffic over 1,500 persons per day. e.g.: University, Airport, Hospital, Large retail store, Shopping mall and School

FEATURES

- Raised surface that traps and holds debris
- Molded polyethylene blades resist crushing, mildew and fading
- Skid-resistant backing withstands low temperatures



BLACK

BROWN




GRAY



Sewn and glued heavy-duty beveled edging available

Compare Commercial Clean Machine® to other Crown products:



| AVAILABILITY | | TECHNICAL DATA | PROFILE |
|---|---|---|---|
| STANDARD SIZES 3' X 4' 3' X 5' 3' X 6' 3' X 8' 4' X 6'* 6' X 8'* | ROLLS 3' X 25'*** 3' X 50'*** *Products more than 3' wide have a seam in the middle. **Rolls do not have beveled edging. Heavy-duty beveled borders recommended to prevent tripping. | Backing configuration: Anti skid polyethylene embossed film Chemical Resistance: Common acids/alkalis and salt.. Resists oil and grease Total Weight: .53 lbs ft2 Flammability: D.O.C.-FF-2-70 |  Thickness: 5/8" |
| CUSTOM CUTS Available up to 6' wide | | WARRANTY  TOTAL CONFIDENCE WARRANTY | Click or scan code for short video  |
| USE AND CARE Shake and hose clean | | | |

AUTHORIZED DISTRIBUTOR

